

Replacing Techsmith with Panopto in your Blackboard Original Course

Overview

This tutorial will explain how to replace Techsmith videos in your Blackboard course with Panopto videos. This tutorial only covers the steps for videos that existed in Techsmith prior to May 15, 2022 and were part of the official video migration from Techsmith to Panopto. This tutorial is for Blackboard Original Course Experience only. Please review the [Ultra tutorial](#) if you are using the Blackboard Ultra Course experience.

Step 1

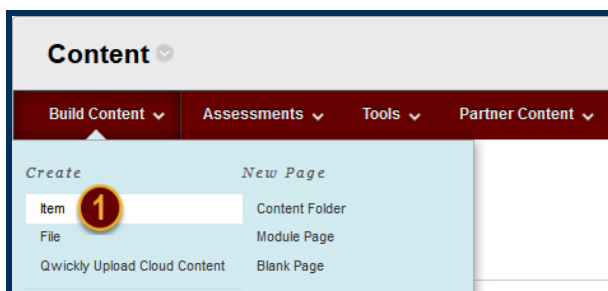
Provision your Blackboard course for Panopto. These steps are provided in the [Getting Started with Panopto](#) tutorial - steps 1 and 2.

Step 2

Navigate to the first instance of a TechSmith video in your course. Highlight the title of the video and copy it using the CTRL+C (windows) or command+C (mac) keyboard shortcut (or by right-clicking with your mouse and selecting copy).

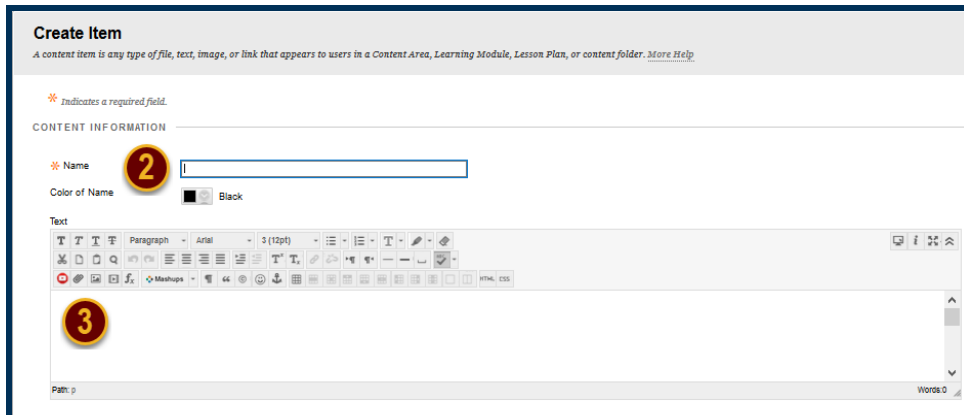
Step 3

At the top of the same content page, click on Build Content and select Item [1].



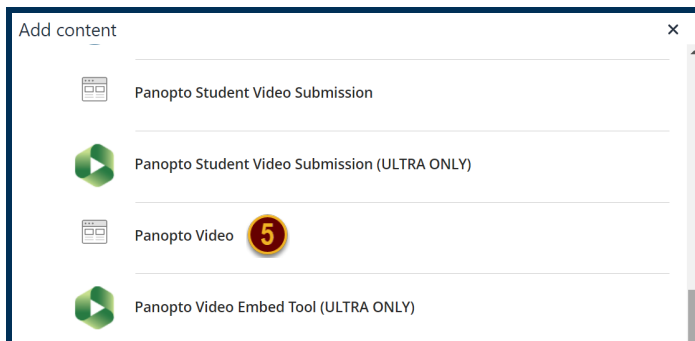
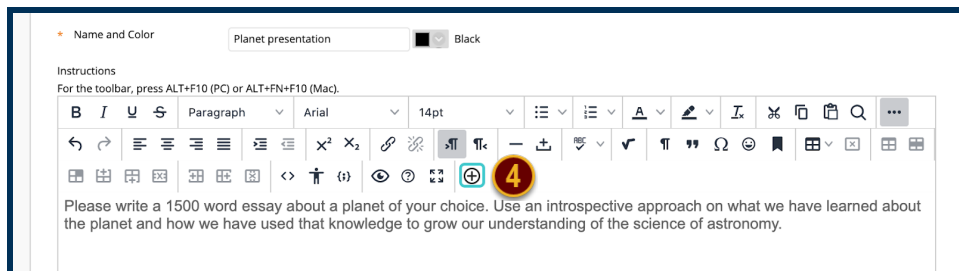
Step 4

In the Name blank [2], use the CTRL+V (windows) or command+V (mac) keyboard shortcut (or right click and select paste) to paste the title that you copied in Step 2. In the Text Editor [3], add text if desired.



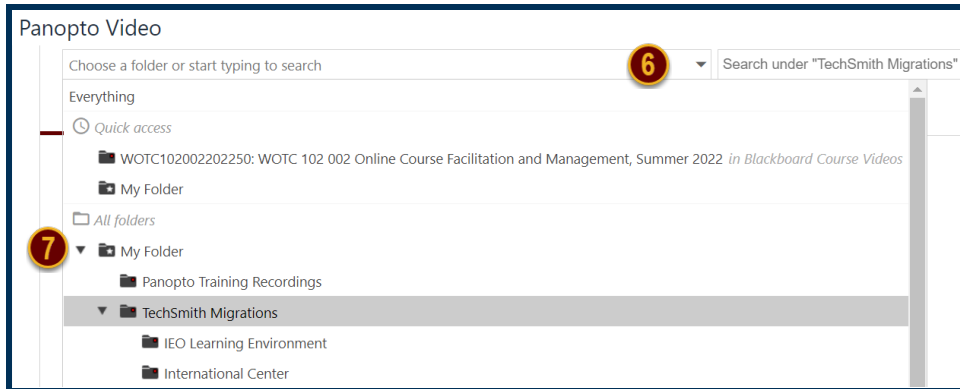
Step 5

Click on the Add Content icon [4] in the Text Editor menu. If you do not see this icon, click on the three dots in the Text Editor menu to expand the menu. Select Panopto Video [5] from the Add Content list.

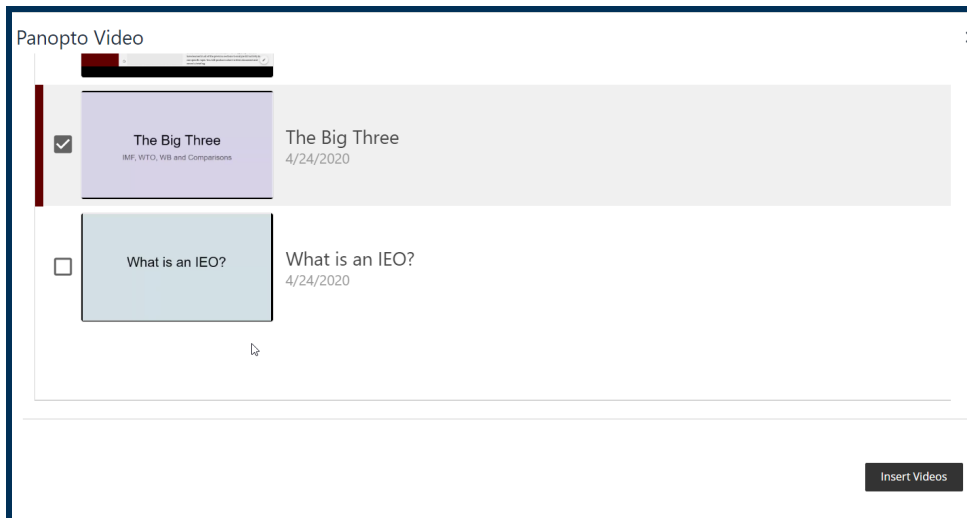


Step 6

Click on the upper left drop down menu where you see your course name [6]. In the list of folders, click the arrow to the left of My Folder [7], then select the TechSmith Migrations folder or a subfolder within it. The migrated videos will appear on the page.



Click the checkbox for the desired video, then click the Insert Videos button.



Complete the Create Item page, then click Submit.

Step 7

Remove or hide the TechSmith video on your content area page. We would recommend hiding the TechSmith videos on your content area page until you have embedded all of the Panopto videos in the course.