



2024 Campus Climate Survey Results

Survey and analysis conducted by  Vector Solutions™

Summary of Survey Respondents

Demographic information about respondents participating in the 2024 Winthrop Climate Survey

Total Participation

1,011

Year in School

First Year Undergrad
24.1%

Second Year Undergrad
18.1%

Third Year Undergrad
20.3%

Fourth Year Undergrad
20.3%

Grad Student
13.1%

Other
2.4%

Race/Ethnicity

Non-White
31.9%

White
68.1%

Gender Identity

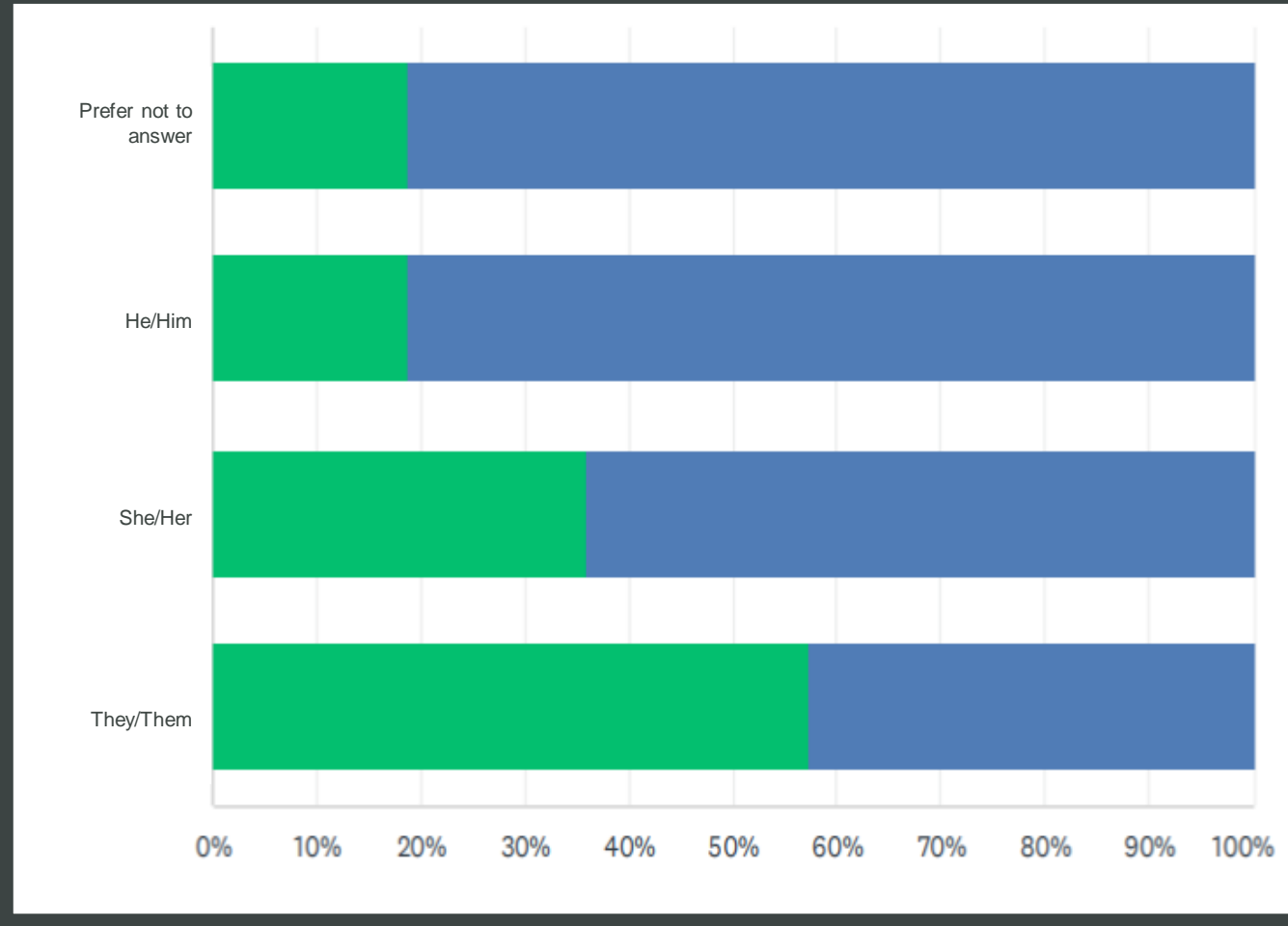
She/Her
72%

He/Him
22.5%

They/
Them
7.5%

Other
1.5%

34% of Respondents Experienced Unwanted Sexual Contact Before Coming to Winthrop



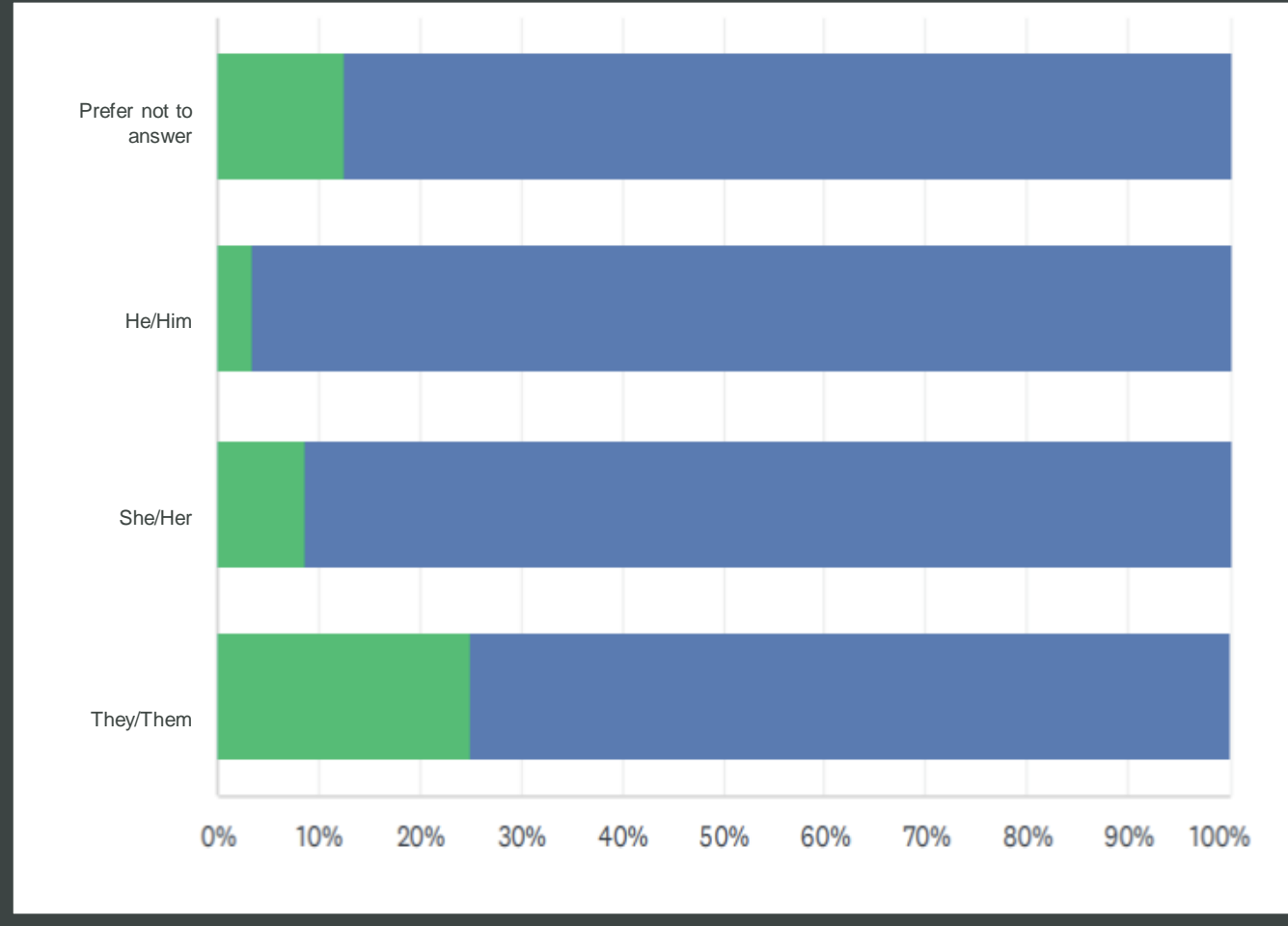
Gender Identity

Have you experienced sexual contact without your consent before you became a student at this school?

Yes No

	Yes	No	Total
Prefer not to answer	18.75% 3	81.25% 13	1.79% 16
He/Him	18.91% 38	81.09% 163	22.46% 201
She/Her	35.96% 237	64.04% 422	73.63% 659
They/Them	57.35% 39	42.65% 29	7.60% 68
Total Responses	286	609	895

8.2% of Respondents Experienced Unwanted Sexual Contact Post-Matriculation



Gender Identity

Have you experienced sexual contact without your consent since you became a student at this school?

■ Yes ■ No

	Yes	No	Total
Prefer not to answer	12.50% 2	87.50% 14	1.79% 16
He/Him	3.48% 7	96.52% 194	22.51% 201
She/Her	8.52% 56	91.48% 601	73.75% 657
They/Them	25.00% 17	75.00% 51	7.61% 68
Total Responses	72	821	893

Sexual Assault Survivors Experience a Range of Negative Impacts

Students experiencing unwanted sexual contact before coming to Winthrop are 3 times more likely to experience revictimization post-matriculation



Mental Well-Being

On average, respondents report disruptions to at least 2 areas of their life – school work, relationships, and/or work

89.3%

of respondents report at least one mental health concern after unwanted sexual contact



Relationships

56.9% of respondents report disruptions to social relationships. 50.7% of respondents report disruptions to intimate relationships

90.9%

of respondents report that they knew the person that had unwanted sexual contact with them



School Work

Almost half (49.2%) of respondents report that the incident had a negative impact on school work

16.1%

of respondents report they usually or always consider dropping out of school as a result of this incident



Work

18.5% of respondents report that the incident of unwanted sexual contact had a negative impact on their job

23.1%

of respondents report retaliation as a result of this incident

Perceptions of Winthrop's Support of Sexual Assault Survivors

In thinking about the event(s) where you experienced unwanted sexual contact without your consent, did your school play a role by...? (select all that apply)

27.2%

of respondents who experienced unwanted sexual contact thought their school played a role in the incident



Of the 27.2% of respondents that believed their school played a role in the incident, here are the most common responses:

66.7%

Creating an environment in which this type of experience **seemed common or like no big deal**

61.1%

Responding inadequately to the experiences reported

Other responses:

- Creating an environment where the experience **seemed more likely to occur** (50%)
 - **Making it difficult to report** the experience (38.8%)
 - **Not taking proactive steps** to prevent this type of experience (33.3%)
 - **Covering up** the experience (22.2%)
- **Punishing you** in some way for this experience (e.g., loss of privileges or status) (11.1%)

Exploring the Context of Sexual Assault Experiences at Winthrop

When did the incident occur?

- 63.6% of respondents report that the incident occurred post-matriculation but before the start of the current semester

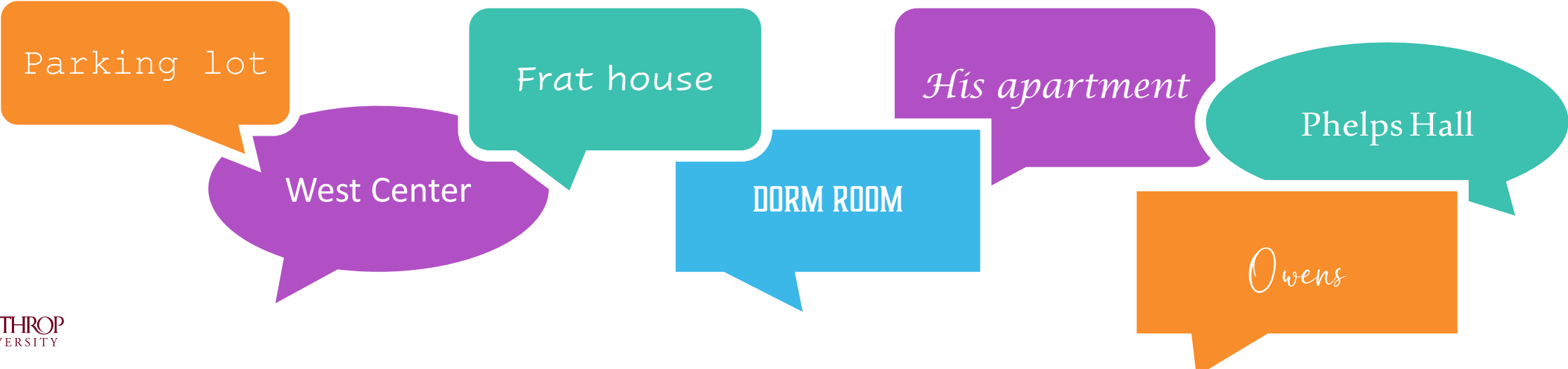
The influence of drugs and alcohol

- 16.9% of respondents report the other person was under the influence of drugs or alcohol
- 25.4% report they were under the influence of alcohol

Where did the incident occur?

- 46.9% of respondents report that the incident occurred on campus
- 37.5% report that the incident occurred near campus
- 15.6% report that the incident happened outside the vicinity of campus

Open-Ended Responses:

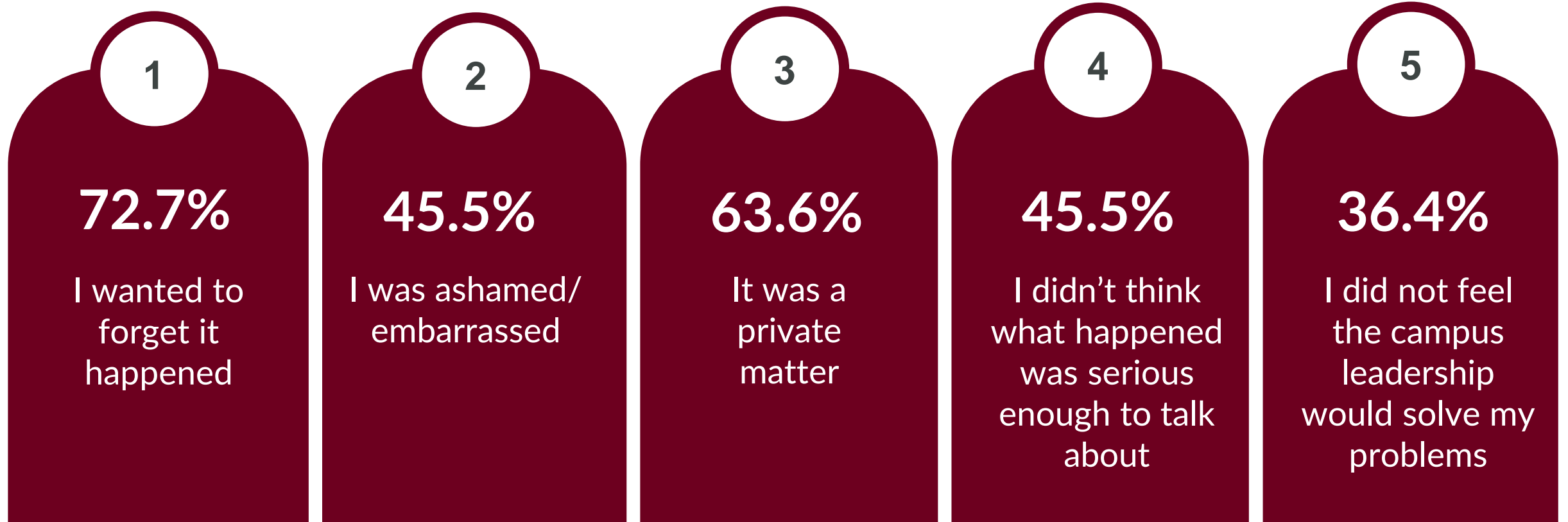


Reporting Experiences of Unwanted Sexual Contact

18.2% of respondents who experienced unwanted sexual contact report telling no one about the incident

There are a lot of good reasons why someone may not tell anyone about an incident of non-consensual or unwanted sexual contact. **What were your reasons?** (select all that apply)

Below are the most common reasons that were chosen.



Reporting Experiences of Unwanted Sexual Contact: Use and Impact of Resources

Did you report the incident to the police?

5.8% of respondents who experienced unwanted sexual contact reported the event to police

Did you use the procedures available at your school to report the incident?

17.6% of respondents who experienced unwanted sexual contact used procedures available at Winthrop to report the incident

Did you feel that you were treated fairly through your school's formal procedures?

75% of respondents who reported the incident to Winthrop felt they were treated fairly in the reporting process

How do you feel your school's formal procedures helped you deal with the incident?

11.1%
Didn't help me at all

22.2%
Helped me a little

33.3%
Helped, but more could've helped

22.2%
Helped me a lot

11.1%
Completely solved the problem

42.4%

of those that experienced unwanted sexual contact utilized medical, counseling, and/or advocacy resources

Did you seek any of the following as a result of the incident? (select all that apply)

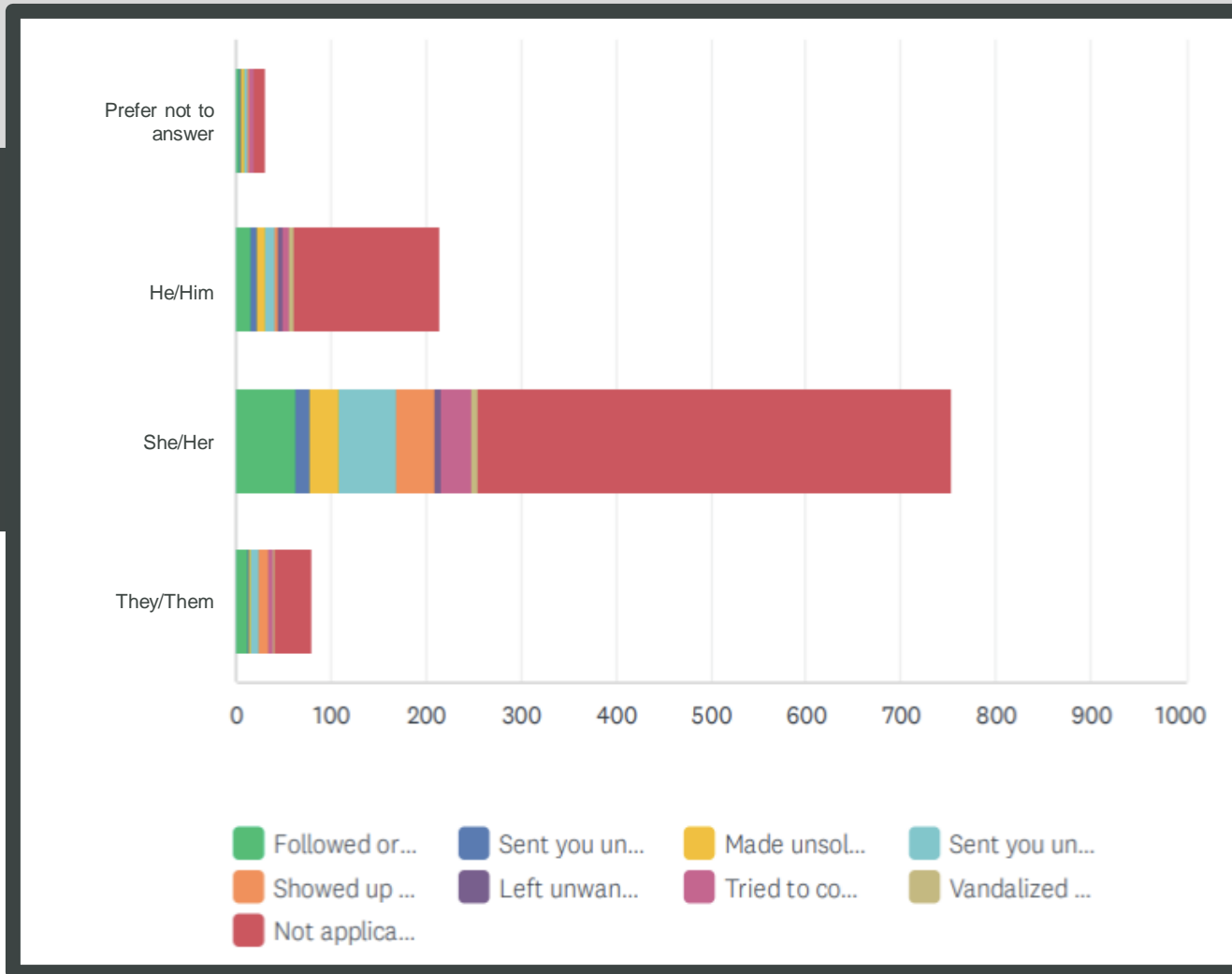
25%
sought medical treatment

96.4%
sought counseling services

25%
sought advocacy services

Experiences of Stalking

Not including bill collectors, telephone solicitors, or other sales people, has anyone, of any gender, ever:

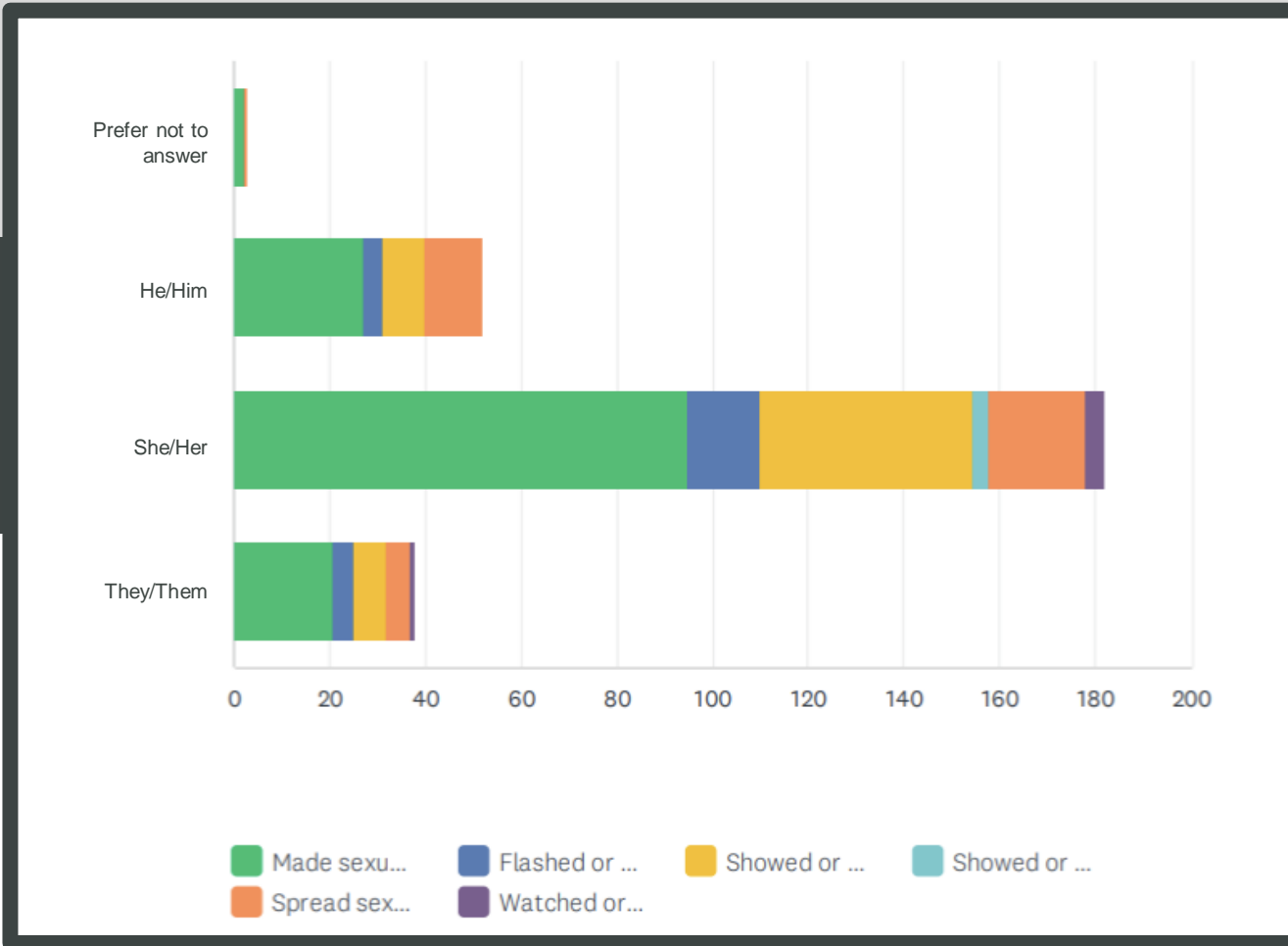


Gender Identity

- a. **Followed or spied on you?**
- b. **Sent you unsolicited letters or written correspondence?**
- c. **Made unsolicited phone calls to you?**
- d. **Sent you unsolicited emails or text messages?**
- e. **Showed up at places where you were even though they had no business being there?**
- f. **Left unwanted items for you to find?**
- g. **Tried to communicate in other ways against your will?**
- h. **Vandalized your property or destroyed something you loved?**
- i. **Not applicable – I have not experienced any of these things**

Experiences of Harassment

Since the beginning of the current academic year, has anyone done the following to you, either in person or by phone, text message, e-mail, or social media? Please include any experiences, regardless of where they occurred.



Gender Identity

- Made sexual advances, gestures, comments, or jokes that were unwelcome to you
- Flashed or exposed themselves to you without your consent
- Showed or sent you sexual pictures, photos, or videos that you didn't want to see
- Showed or sent sexual photos/videos of you that you didn't want shared
- Spread sexual rumors about you that you didn't want shared
- Watched or took photos/videos of you when you were nude or having sex, without your consent

Experiences of Relationship Harms

Select a response for each of the items listed below to show your closest estimate of how often your partner has used any of the following behaviors in your current or previous relationship(s) since you became a student at this school.
(Percentages represent respondents reporting experiencing this behavior at least one time)

Called you a name and/or criticized you

28%

Said things to scare you (e.g. told you something "bad" would happen, threatened to commit suicide)

8%

Physically forced you to have sex

1.2%

Gave you angry stares or looks

25%

Drove recklessly when you were in the car

7%

Pretended to choke or strangle you

1.1%

Tried to keep you from doing something you wanted to do (e.g. going out with friends, going to meetings)

24%

Pressured you to have sex in a way that you didn't like or want

7%

Choked or strangled you

0.9%

Accused you of paying too much attention to someone or something else

20%

Checked up on you (e.g. listened to your phone call, checked the mileage on your car, called you repeatedly during class)

6%

Stopped you or tried to stop you from going to work or school

0.5%

Put down your family and friends

15%

Slapped, hit, punched, or kicked you

4%

Used a knife, gun, or other weapon against you

0.3%

Campus Environment

Please indicate your level of agreement with the following statements:

Percentages indicate those that chose "Agree" or "Strongly agree" in response to each statement.

Faculty, Staff, and Administrators respect what students at this school think

81.5%

Faculty, Staff, and Administrators at this school treat students fairly

71.5%

Faculty are genuinely concerned about my welfare

81.7%

Administrators are genuinely concerned about my welfare

58.5%

Campus Environment

Please indicate your level of agreement with the following statements:

Percentages indicate those that chose "Agree" or "Strongly agree" in response to each statement.

I know where to go to get help regarding sexual assault at my school

64.3%

I understand my school's formal procedures to address complaints of sexual assault

53.9%

I understand where I can find confidential support at my school

66.3%

I have confidence school administrators will follow the procedures necessary to address complaints of sexual assault fairly

62.7%

Campus Environment

Please indicate your level of agreement with the following statements:
Percentages indicate those that chose "Agree" or "Strongly agree" in response to each statement.

I feel close to people at this school

62.2%

I feel safe at this school

74.6%

I am happy to be at this college/university

81.9%

Bystander Intervention

Based on behavior you have observed,
how likely do you think most students at your school would be willing to...

Percentages indicate those that chose "somewhat likely" through "very likely"

Confront other students who make inappropriate or negative sexual comments/gestures about a person

83.4%

Ask for verbal consent when they are intimate with their partner, even if they are in a long-term relationship

85.2%

Stop sexual activity when asked to, even if they are already sexually aroused

83.6%

Check in with a friend who looks drunk when they go to a room with someone else at a party

88.9%

Say something to a friend who is taking a drunk person back to their room at a party.

85.9%

What questions do you still have related to these topics?

Is there an extra layer of oversight that helps administrators improve handling every situation and learn to keep up with changing trends and situations (like handling sexual assault cases against LGBTQ members)?

Should I report a sexual assault if the victim would be endangered by the report?

Should people contact local police or campus police for any incident

Do we have SA survivor support groups on campus? Or any support to help victims feel seen?

I think it would be helpful to have something sent out fully explaining how to make a report, like a screen recording.

Will they ever be taken seriously?

Will this school actually take rape or sexual assault cases seriously? Before I enrolled here, I came across this tik Tok of a girl who was sexually assaulted at Phelps... and how the school didn't take it seriously

AS A GUY, HOW TO HELP/ADVISE FEMALE FRIENDS THAT HAVE HAD UNCOMFORTABLE SEXUAL EXPERIENCES

What can we do better to help people (that experienced) sexual assault?